

# **2023 vs. 2024 Permian Basin Road Fatalities & Fatal Crashes**

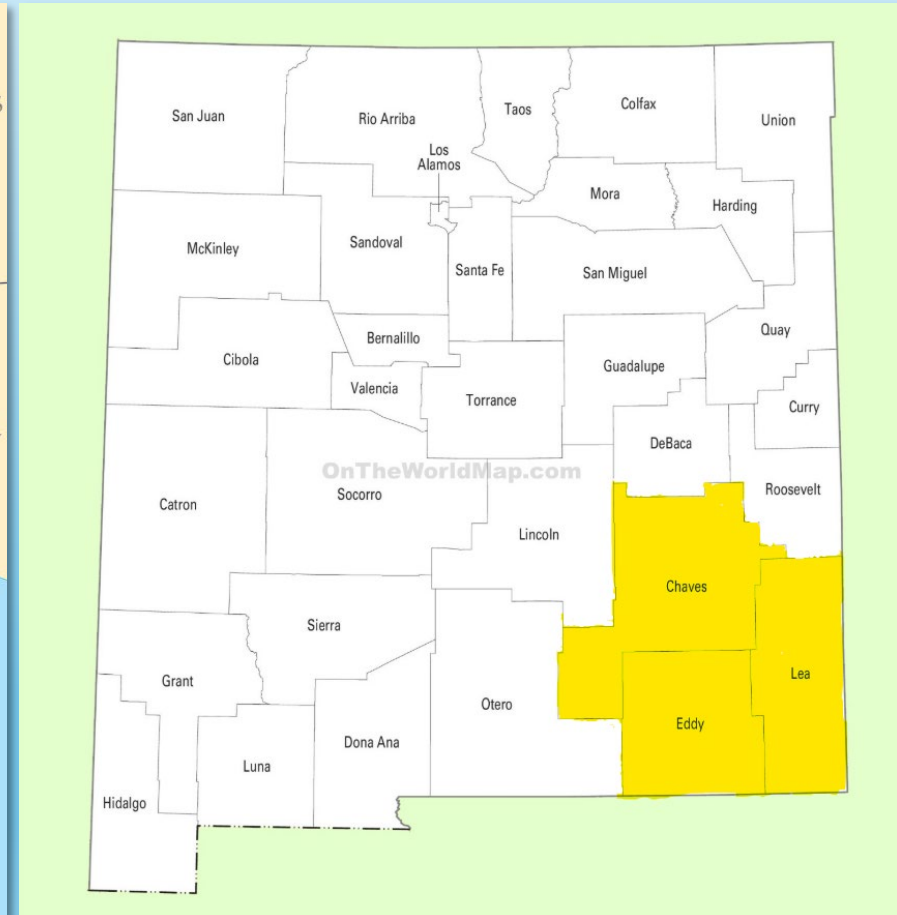
**Permian Road Safety Coalition Report  
January 2025**



# Highway Fatality & Fatal Crash Data Provided by

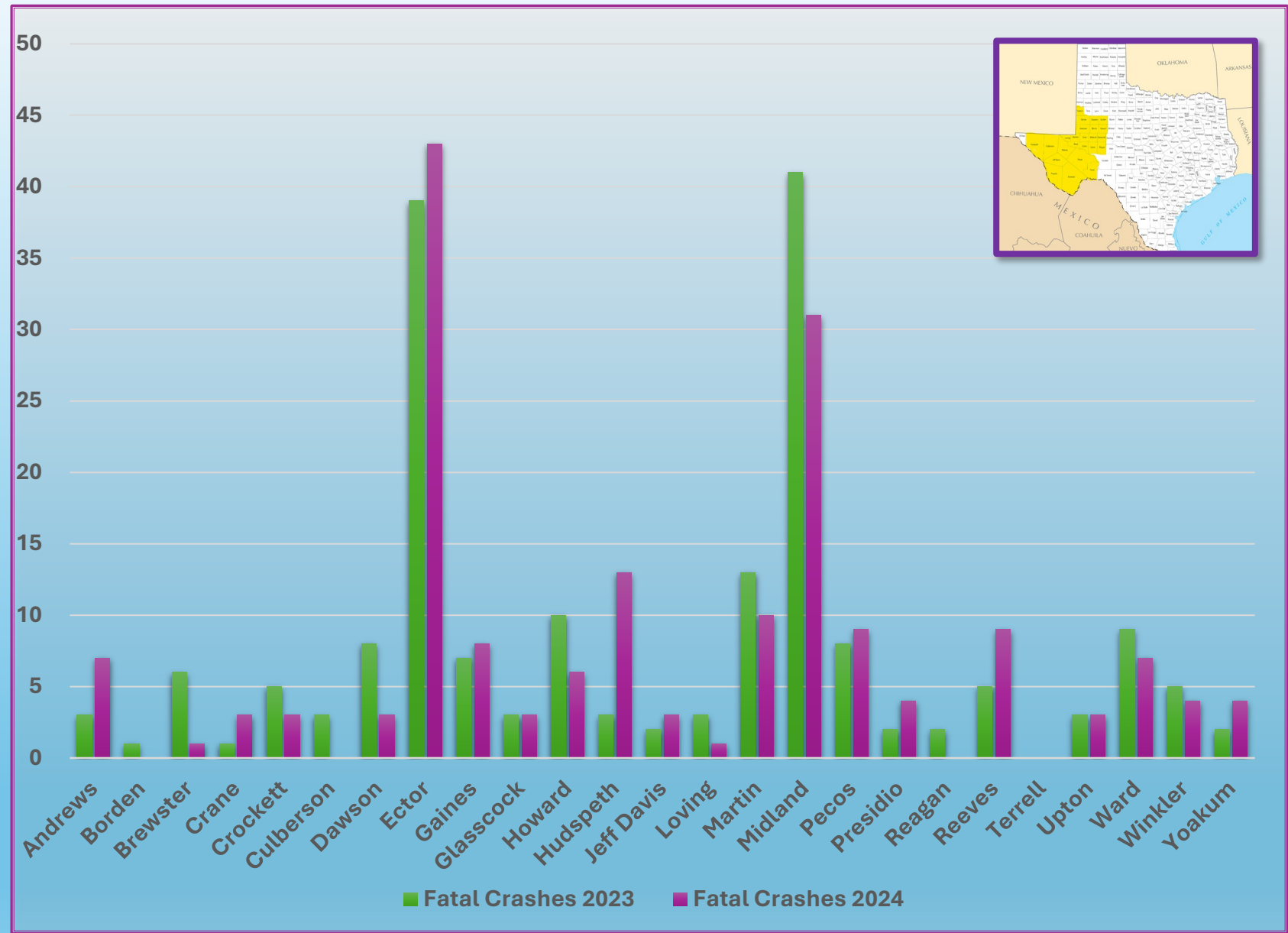


# Texas & New Mexico Permian Basin Counties Covered by the Permian Road Safety Coalition



# 5.8 Percent Decrease

## 2023 vs. 2024 Road Fatalities in Permian Basin Counties in Texas



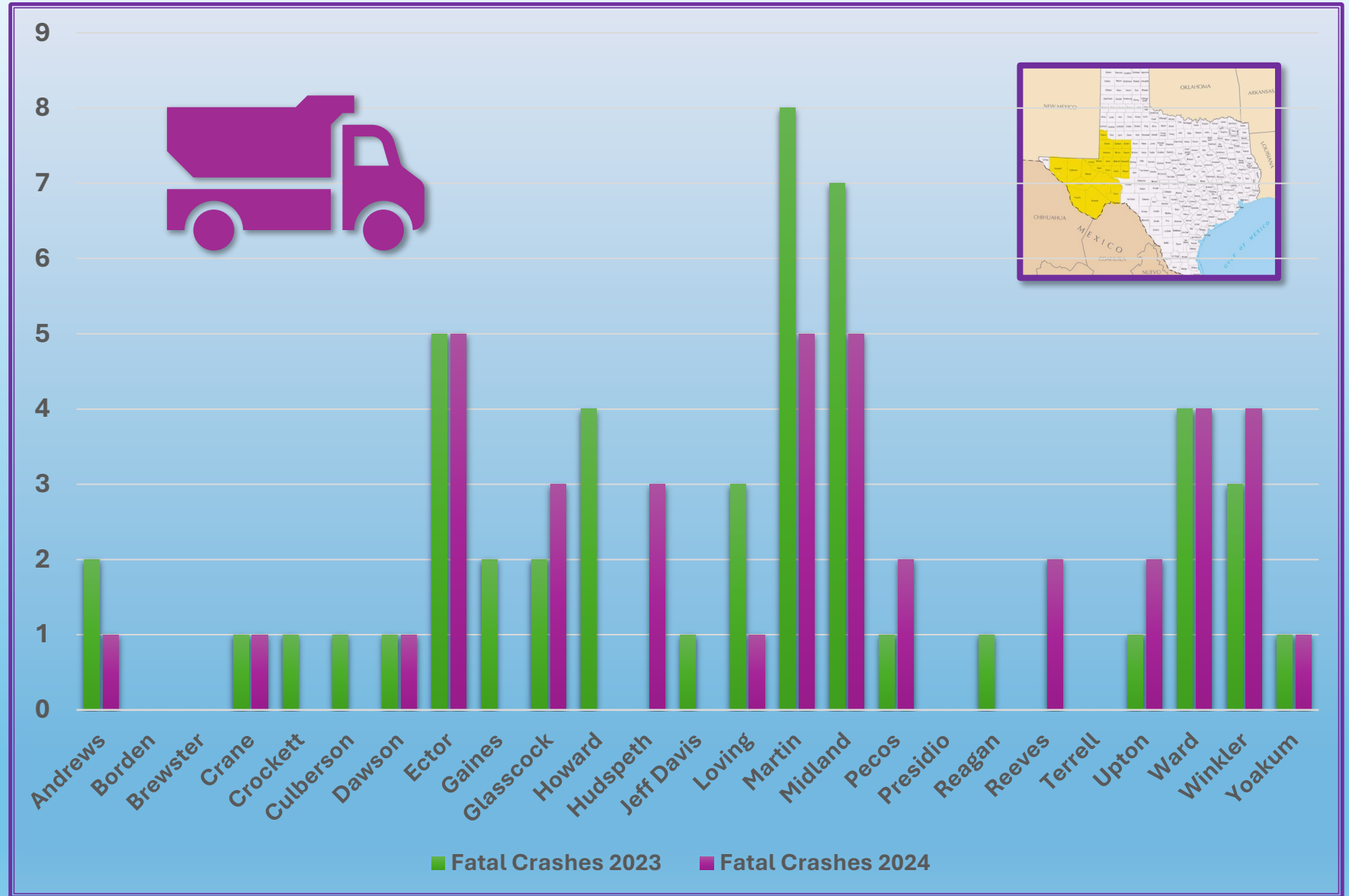
**5.0 Percent  
Decrease**

**2023 vs. 2024  
Permian Basin  
Fatal Crashes in  
Texas**



# 20.2 Percent Decrease

## Semi-Truck 2023 vs. 2024 Fatal Crashes in Permian Basin Counties in Texas



**0.7 Percent Increase**

**2023 vs. 2024  
TXDOT**

**Odessa District  
Fatal Crashes**



**9.2 Percent  
Decrease**

**2023 vs. 2024  
Midland-Ector  
Counties Fatal  
Crashes**





**5.6 Percent  
Decrease**

**2023 vs. 2024  
Road *Fatalities*  
Statewide in Texas**



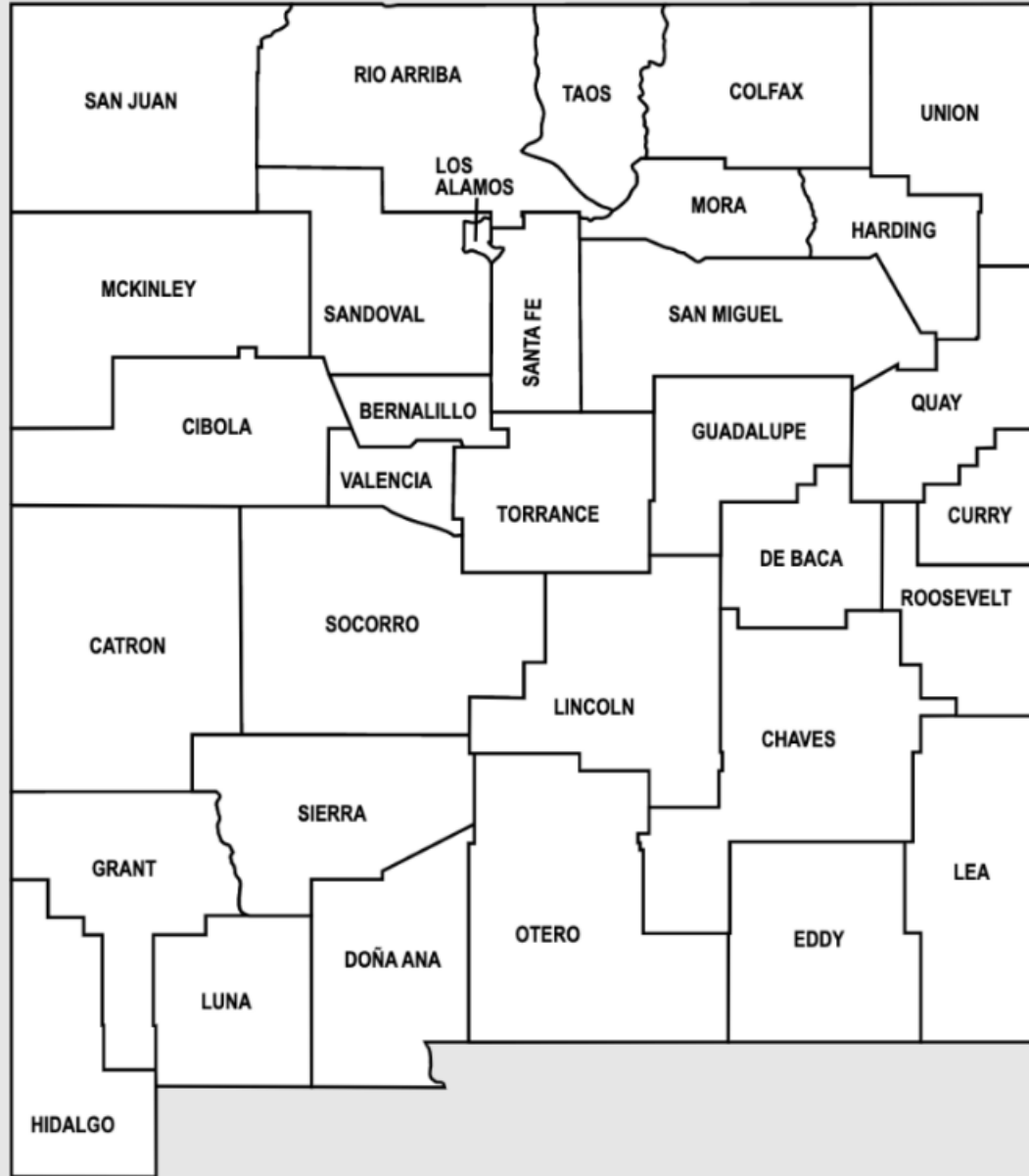
**5.1 Percent  
Decrease**

**2023 vs. 2024  
Fatal Crashes  
Statewide in  
Texas**



**8.4 Percent  
Decrease**

**2023 vs. 2024  
Road *Fatalities*  
Statewide in  
New Mexico**



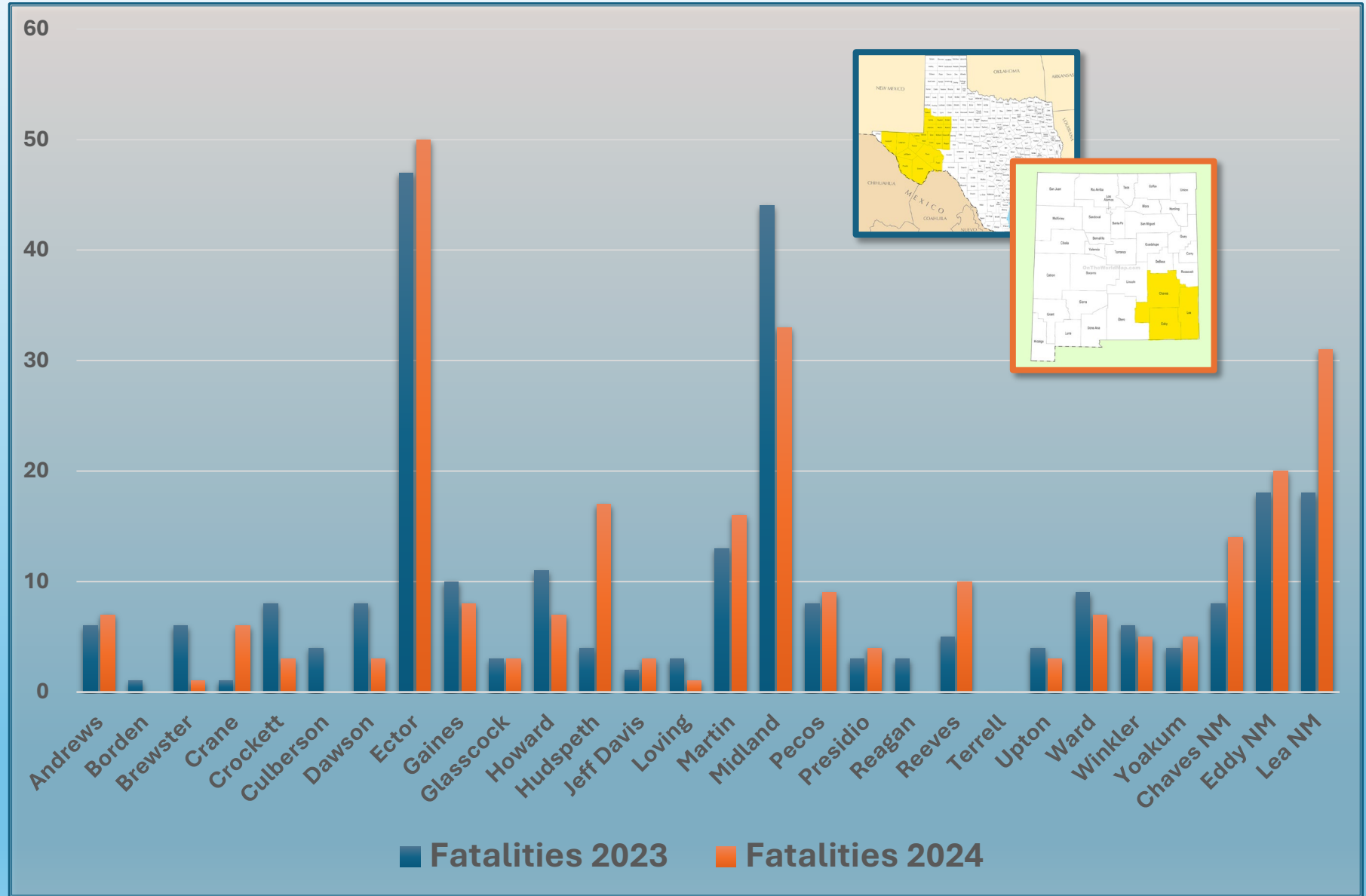
# 38.5 Percent Increase

## 2023 vs. 2024 Road *Fatalities* in Permian Basin Counties in New Mexico



# 3.4 Percent Increase

## 2023 vs. 2024 Road Fatalities in Permian Basin Counties in Texas & New Mexico



# Permian Basin Counties With Most Road Fatalities

## 2023 vs. 2024

2023

<u>Rank</u>		<u>(Fatalities)</u>
1	Ector	(47)
2	Midland	(44)
3	Eddy / Lea	(18)
4	Martin	(13)
5	Howard	(11)
6	Gaines	(10)
7	Ward	(9)
8	Chaves / Crockett / Dawson / Pecos	(8)
9	Andrews / Brewster / Winkler	(6)
10	Reeves	(5)

2024

<u>Rank</u>		<u>(Fatalities)</u>
1	Ector	(50) ↑
2	Midland	(33) ↓
3	Lea	(31) ↑
4	Eddy	(20) ↑
5	Hudspeth	(17) ↑
6	Martin	(16) ↑
7	Chaves	(14) ↑
8	Reeves	(10) ↑
9	Pecos	(9) ↑
10	Gaines	(8) ↓

# **2023 vs. 2024 Permian Basin Road Fatalities & Fatal Crashes**

**Permian Road Safety Coalition Report  
January 2025**

