



# TxDOT – Howard County Happenings!

## October 24 Permian Road Safety Coalition

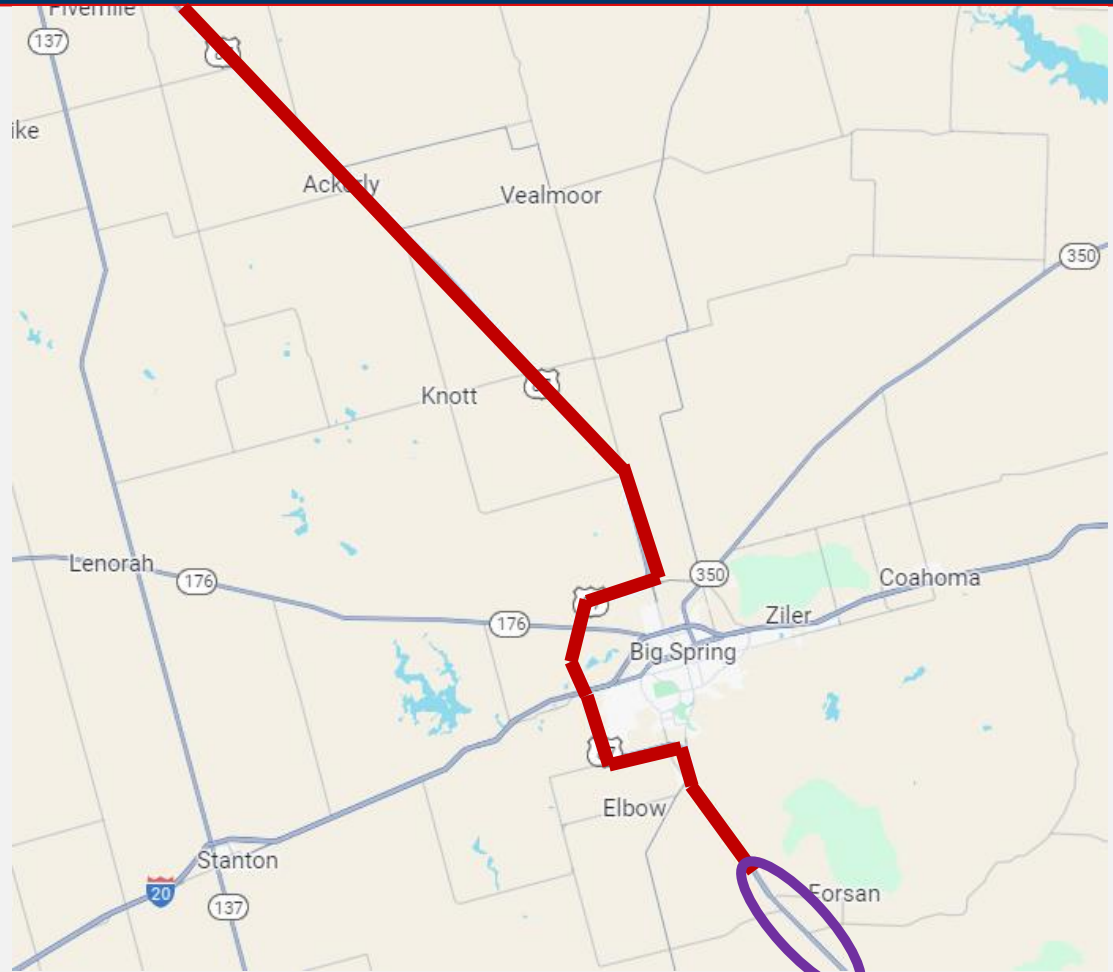


December 3, 2024

## Drive Like A Texan!



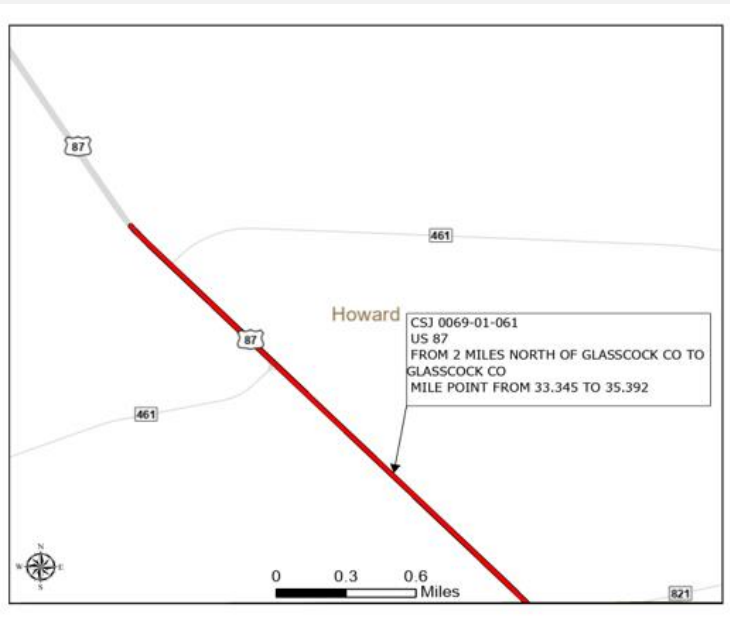
# US 87 / Future IH 27



# Upcoming US 87 / IH 27 Project

CSJ 0069-01-061 (\$22,000,000) – CAT 4R FUNDING

US 87 2 MILES NORTH OF GLASSCOCK COUNTY LINE – HOWARD COUNTY



# 2022 / 2023 Abilene District Stats



## Safety Focus Areas for the Abilene District

	Fatalities		Suspected Serious Injuries		Suspected Minor Injuries		Total Crashes				
	2022	2023	2022	2023	2022	2023	2022	2023			
<b>Total</b>	<b>59</b>	<b>57</b>	<b>Total</b>	<b>216</b>	<b>230</b>	<b>Total</b>	<b>987</b>	<b>1,033</b>	<b>Total</b>	<b>5,646</b>	<b>5,736</b>
Borden	0	1	Borden	1	4	Borden	2	9	Borden	18	33
Callahan	4	7	Callahan	13	15	Callahan	46	87	Callahan	299	365
Fisher	3	2	Fisher	8	3	Fisher	8	17	Fisher	67	77
Haskell	0	1	Haskell	12	1	Haskell	17	10	Haskell	68	67
Howard	6	11	Howard	19	37	Howard	128	128	Howard	724	763
Jones	4	4	Jones	25	16	Jones	27	40	Jones	150	142
Kent	0	0	Kent	1	3	Kent	1	1	Kent	10	14
Mitchell	3	4	Mitchell	8	6	Mitchell	11	20	Mitchell	198	168
Nolan	5	8	Nolan	15	29	Nolan	66	59	Nolan	440	380
Scurry	3	6	Scurry	17	16	Scurry	54	56	Scurry	296	276
Shackelford	1	2	Shackelford	1	1	Shackelford	5	14	Shackelford	52	55
Stonewall	0	0	Stonewall	1	1	Stonewall	2	2	Stonewall	19	5
Taylor	30	11	Taylor	95	98	Taylor	620	590	Taylor	3,305	3,391



## Crashes and Injuries by County - Howard

A = Suspected Serious  
B = Suspected Minor

**Unrestrained Occupant**

	2022	2023
Fatalities	2	4
A Injuries	5	6
B Injuries	3	13
Crashes	26	26

**DUI - ALL**

	2022	2023
Fatalities	3	3
A Injuries	3	2
B Injuries	19	9
Crashes	40	30

**Alcohol Related**

	2022	2023
Fatalities	3	2
A Injuries	3	2
B Injuries	19	9
Crashes	38	29

**Single Vehicle - ROR**

	2022	2023
Fatalities	3	4
A Injuries	5	11
B Injuries	41	46
Crashes	225	236

All

**Pedestrians**

	2022	2023
Fatalities	0	0
A Injuries	1	1
B Injuries	2	4
Crashes	4	9

**Pedalcyclists**

	2022	2023
Fatalities	0	0
A Injuries	0	0
B Injuries	0	0
Crashes	0	0

**Distractions Driver**

	2022	2023
Fatalities	0	0
A Injuries	0	3
B Injuries	6	1
Crashes	16	27

**Work Zones**

	2022	2023
Fatalities	1	0
A Injuries	2	2
B Injuries	1	1
Crashes	7	10

**Rural Areas**

	2022	2023
Fatalities	4	7
A Injuries	15	18
B Injuries	71	70
Crashes	255	310

**Intersection Related**

	2022	2023
Fatalities	1	3
A Injuries	9	10
B Injuries	56	55
Crashes	317	330

**Head - On**

	2022	2023
Fatalities	2	2
A Injuries	0	9
B Injuries	4	7
Crashes	11	19

**Motorcyclists**

	2022	2023
Fatalities	1	2
A Injuries	1	5
B Injuries	11	6
Crashes	14	15

**Speed Related**

	2022	2023
Fatalities	2	6
A Injuries	8	11
B Injuries	34	45
Crashes	211	206

**DUI - Alcohol**

	2022	2023
Fatalities	3	2
A Injuries	3	2
B Injuries	19	9
Crashes	38	29

**CMV**

	2022	2023
Fatalities	2	6
A Injuries	6	15
B Injuries	23	25
Crashes	133	132

**Railroad Crossing**

	2022	2023
Fatalities	0	0
A Injuries	1	0
B Injuries	2	0
Crashes	4	3







- Upgrade Striping
- Curves
- Skid
- Clearzone
- Rumble Strips
- Narrow Roads
- Speed

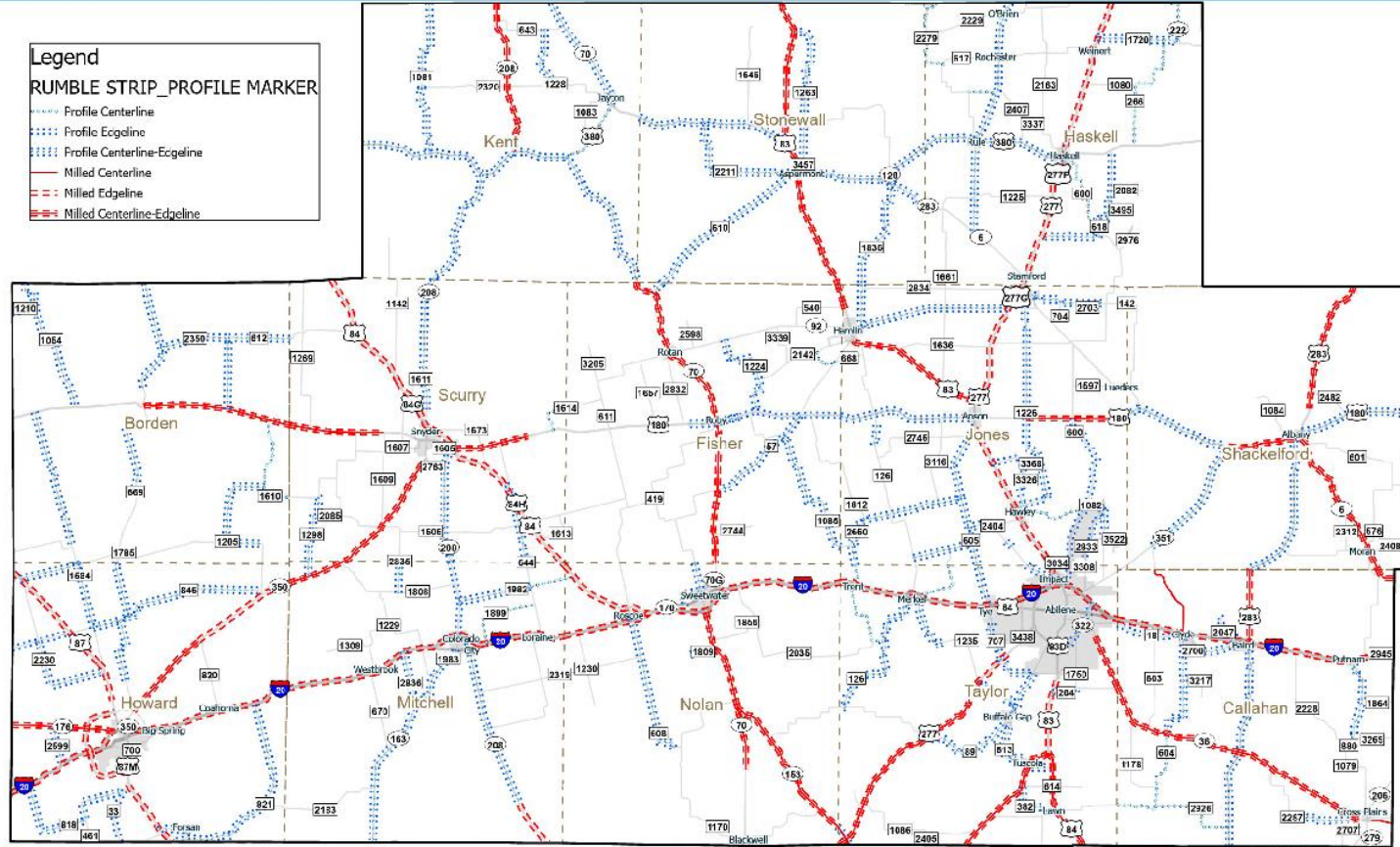
## TxDOT Abilene District RUMBLE STRIP/ PROFILE MARKER

2024

**Legend**

**RUMBLE STRIP\_ PROFILE MARKER**

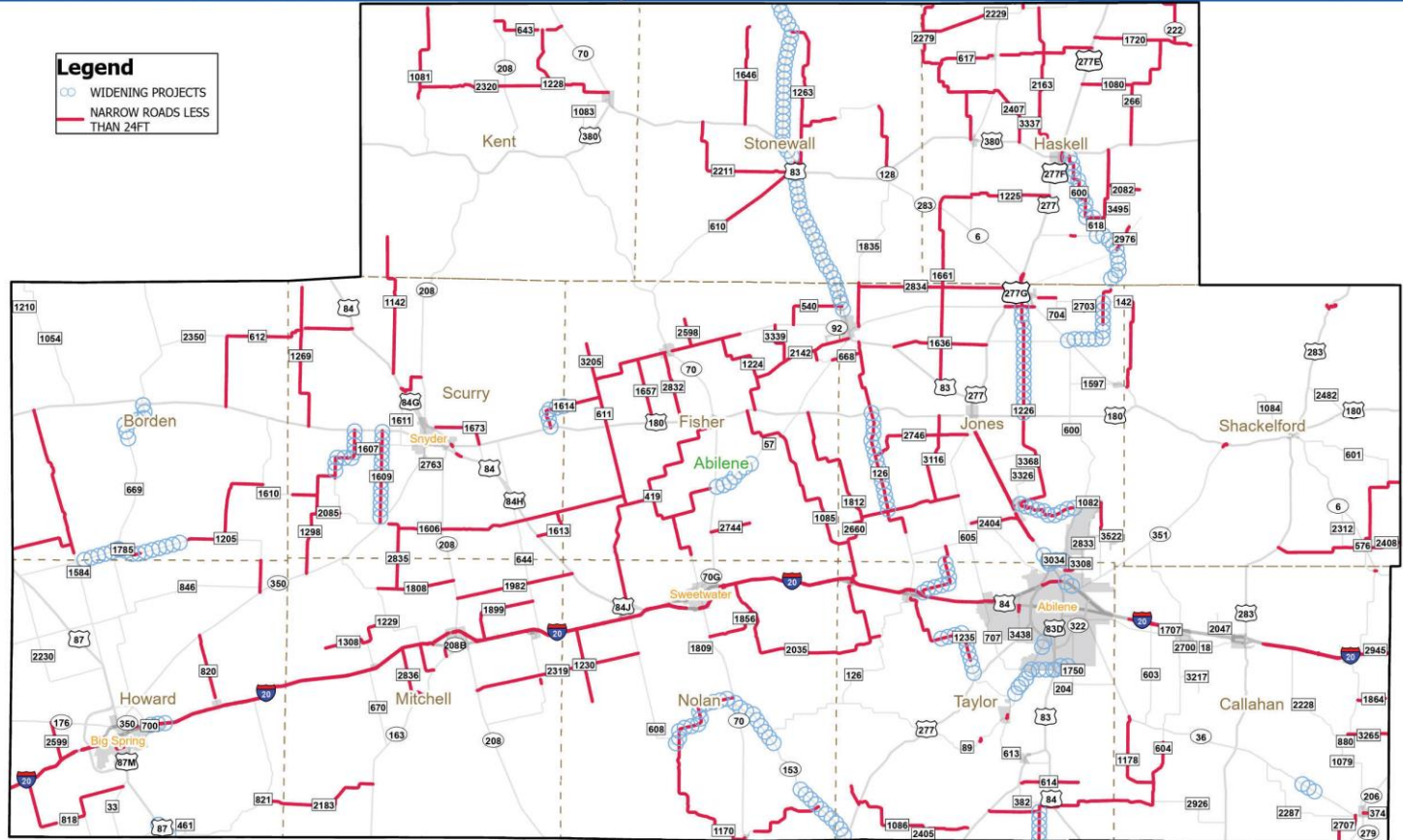
-  Profile Centerline
-  Profile Edgeline
-  Profile Centerline-Edgeline
-  Milled Centerline
-  Milled Edgeline
-  Milled Centerline-Edgeline





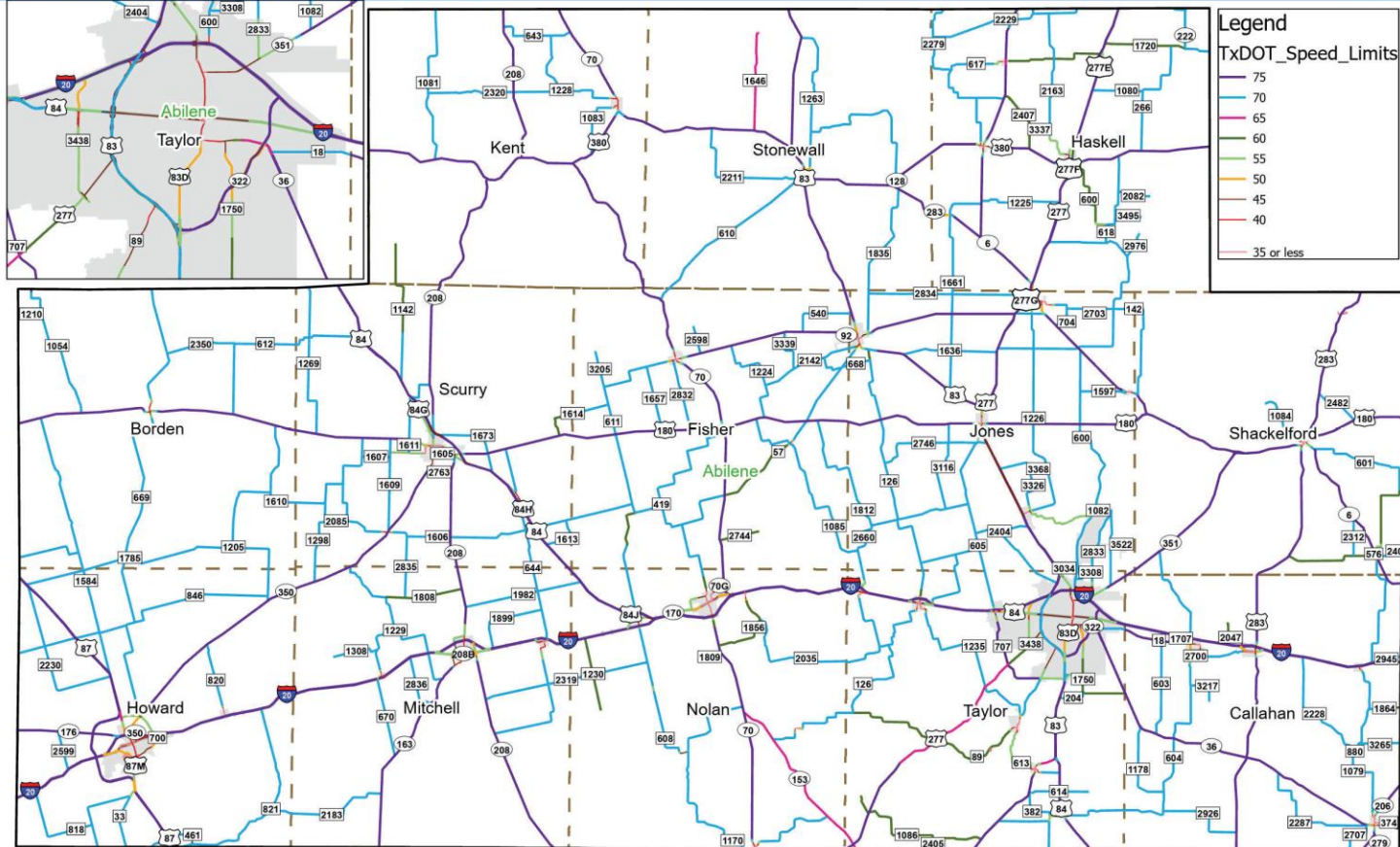
## TxDOT Abilene District WIDENING PROJECTS/ NARROW ROADS

2024



## TXDOT ABILENE DISTRICT SPEED LIMIT

2024



- Safety Lighting
- Flashing Beacons
- Signals
- Signs
- Mowing
- Addition of Turn Lanes

- Education
- Signs (Message Boards & DUI signs)
- Radar Trailers
- Car Seats

- Enforcement:
- STEP Program (**Selective Traffic Enforcement Program**)
  - STEP Yearlong
  - STEP Impaired Driving Mobilization
    - Christmas/New Year's, Spring Break, Independence Day, and Labor Day
  - Click It or Ticket – Memorial Day
  - Operation Slowdown – July